



Modular Sign, Wayfinding & Display Solutions for **Corporate Environments**

arris
sign systems.

modularity meets imaginationSM



Personnel

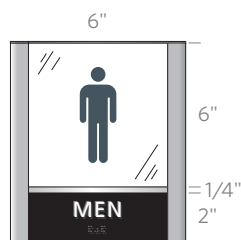


WM2585

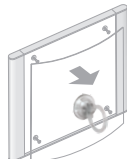


Arris offers a number of options for desk signs and attachment to office partitions

Restroom



WM0806BD



Inserts are tamper-resistant yet easy to update, making Arris perfect for ever-changing corporate facilities

Informational



WM1185


Regulatory / Fire Safety



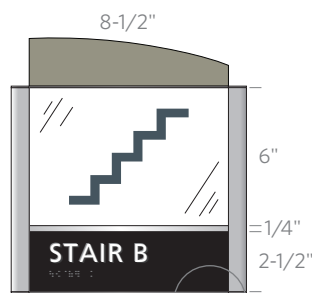
WM0485



Arris frames are compatible with a wide range of flexible insert materials, including ADA compliant solutions with raised letters and Braille.

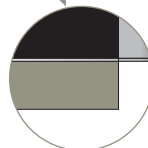


WM0606



WM8585BD

Add shapes to your signs easily with Arris ACCENTS™

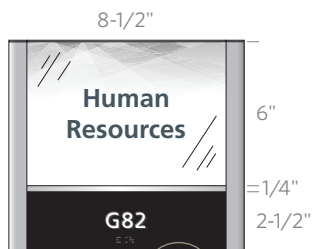


WM1211BD

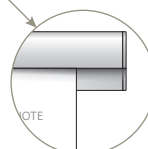
Room ID



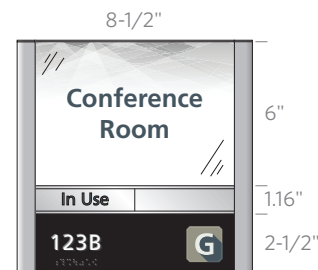
WM0785D2



WM8585BD



Optional Courier™ Message Holder is a great accessory for displaying notes, notices, displays and messages.

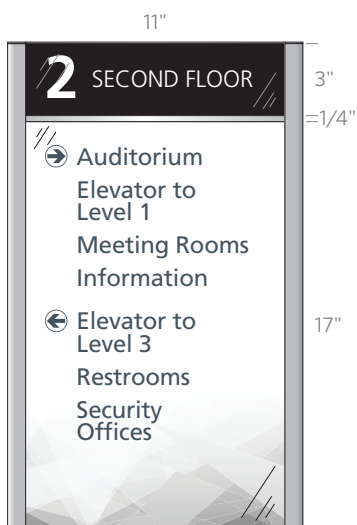


WM9685SLB

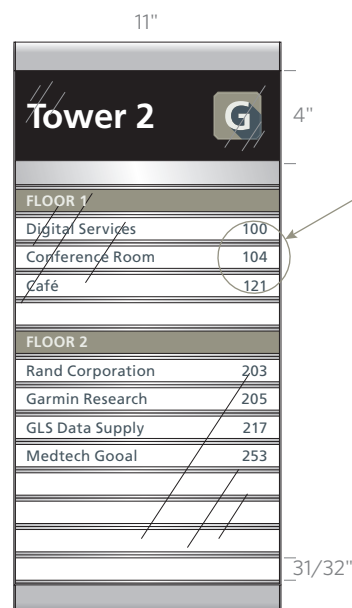
Directories / Directionals



WM8511



WM2011TD



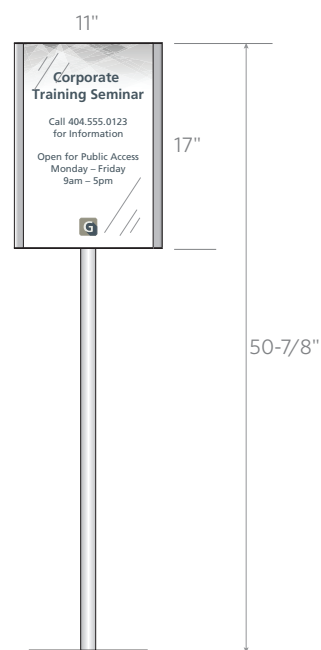
Even directories and directional signs are easy to update!

DRH1711-1

Overhead and Stanchions



PM1111




FSS1711-SS

Arris is a Complete Sign System

Signs don't need to be complicated to effectively direct, inform and identify. Arris is a very simple, yet complete, high-quality system, offering solutions for every type of sign needed within a

corporate facility or commercial property. Choose from over 100 standard sizes and configurations or virtually limitless custom options.



Your Local Arris Source:

arris
sign systems

Phone: 888-744-6731
Fax: 877-220-6871
sales@arrissigns.com

www.arrissigns.com

All Arris Signs are 100% Made in the USA! 